

ASA release – Unique User Registration is necessary

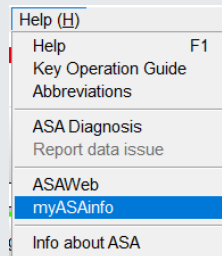
For Account Administrators:

Make sure that

1. each ASA installation has registered a **unique Username**, and
2. Username has **alphanumeric characters (A-z01-9)** only to avoid license conflicts.

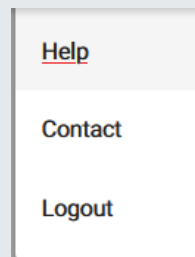

Create additional users and/or modify username:

1. Select Help -> myASAINfo
2. Select Account Administration and enter 2-factor
3. Add additional users and/or modify username



New or updated user will receive email for new user information (if instructed create his/her own password).

For details, please refer to the Help file in myASAINfo (Chapter 7.2).



When user receives email for new user information:

1. Create own password (if instructed)
2. Start ASA
3. Enter new account information in ASA (either on prompt or select File -> Setup -> Account data).